

SmartLED™ MRI Lighting System

2.5" RGBW Recessed Linear Accent Light

Create a patient-centric MRI experience with soothing, dynamic color scenes

Specifications

Luminaire Features

- Remote driver, MRI-safe, low voltage linear accent light
- Shallow extruded aluminum housing; white finish standard, or see options below
- Non-ferromagnetic construction for accurate MRI scans

SmartLED™ MRI System Components

- Kirlin DMX remote driver modules, cabinet, and RFI filters required for operation
- Components ordered separately, see **MRI-DMXPS**

Trim/Lens

- ½" flanged trim
- Impact-resistant extruded lens with integral snap and diffusion mounting features, uniform distribution

Installation


- Mounts to grid ceiling, or see Option -NCB for installation in a hard ceiling
- Requires minimum 18 AWG twisted pair shielded wire from SmartLED MRI driver modules, to filter, and included 35' RJ-45 cable from filter to luminaire

Color & Controls

- Quad chip RGBW LEDs provide rich color palette for full spectrum expression
- DMX control via Kirlin DMX wall panel
- **MRI-DMXWP**
- Wall panel ships preloaded with standard scene configuration and presets - consult factory for custom programs

SmartLED™ Emergency Backup System

- **EMI-21220** or **EMI-03120** available for emergency power

MRL-02CCM

UL, C-UL (Canada) Listings

- Damp, dry locations, covered ceilings

FCC Compliance

- SmartLED™ system meets FCC Part 15 certification, see **MRI-DMXPS**

Five Year Limited Warranty

- Complete fixture, must be installed with all SmartLED™ components



Made in the USA
BABAA Compliant



RWTH AACHEN UNIVERSITY



BioGard™
See Option -BG

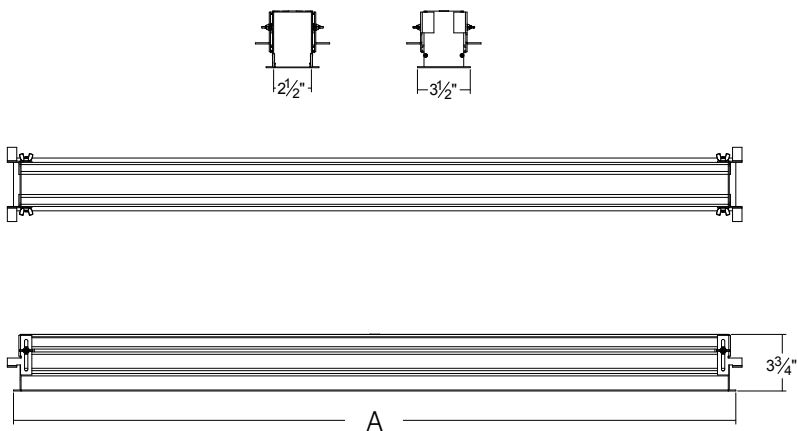


UL Listed
Damp. Dry

Options and Ordering Configuration

(Example: MRL-02CCM-8FT-DD-RGB4-DMX-TG-35T)


Must Specify						Optional	
Model	Length	Beam	Output	Controls	Mounting	Trim Options	Other Options
MRL-02CCM							
	-2FT -4FT -6FT -8FT -10FT -12FT -14FT -16FT <i>Consult factory for longer lengths</i>	-DD: Direct distribution	-RGB4: RGB + 4000K 80+ CRI	-DMX*	-NCB: New construction mounting bracket for hard ceiling installation -TG: T-grid ceiling mounting	(Blank): Standard white enamel trim with diffusing lens Trim Finishes -35T: Silver enamel -37T: Dark bronze enamel -38T: Black enamel -BG: BioGard anti-microbial white -BKBG: BioGard anti-microbial black -94: Custom color; consult factory -94BG: BioGard anti-microbial custom color finish Other Trim/Lens Features -45: Gasket between trim & ceiling	(Blank): None -99: Special modification; consult factory
				*Note: For MRI use, remote DMX drivers, cabinet, controller, and MRI filters must be used.			



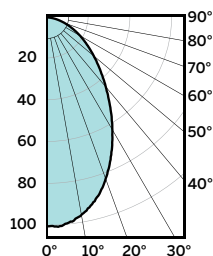
A = Length of Housing (inches) <i>For 9/16" & 15/16" Grid Ceilings</i>		
-2FT	STANDARD	23 7/8"
	DROP IN	23 7/8"
-4FT	STANDARD	47 7/8"
	DROP IN	47 7/8"
-6FT	STANDARD	71 7/8"
	DROP IN	71 7/8"
-8FT	STANDARD	95 7/8"
	DROP IN	95 7/8"
-10FT	STANDARD	119 7/8"
	DROP IN	119 7/8"
-12FT	STANDARD	143 7/8"
	DROP IN	143 7/8"

DROP IN = Installed plenum side, flange mostly contained behind grid


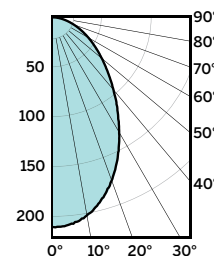
LM-79 IESNA Certified Photometry from Light Labs, International




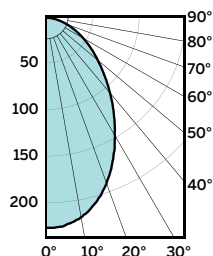
Lumens: 189.5
Lumens/ft: 94.75
Wattage: 5.90
LPW: 32.1
Beam: 72.6°
LLI Test: 1792-07



Lumens: 401.1
Lumens/ft: 200.55
Wattage: 7.68
LPW: 52.2
Beam: 73.4°
LLI Test: 1792-10



Lumens: 446.0
Lumens/ft: 223
Wattage: 6.93
LPW: 64.4
Beam: 75.8°
LLI Test: 1792-08



Lumens: 134.0
Lumens/ft: 67
Wattage: 7.51
LPW: 17.8
Beam: 75.4°
LLI Test: 1792-09

