

CATALOG #	TYPE	
JOB NAME	WATTAGE	VOLTAGE

Wayfinding Series

Square Surface Mount Decorative Sconce • LED

Central Glow Panel • Edge Glow • Optional LED Filter Colors
Up to 90,000 Hour Rated Life (L70) • LM-80 Qualified

LSS-10155



Specifications

LED Light Engine

- 10 watt LED array; 3500°K standard (or see Options -27K, -30K, or -41K)
- Up to 85 CRI, up to 90,000 Hour Rated Life (L70**)
- Fully sustainable; removable for servicing

Thermal Management System

- Aluminum components and housing maximize cool operation and long life while minimizing maintenance

LED Power Supply/Driver

- 0-10 CCR dimming standard (100-10%)
- Minimum operating temperature -22°F (-30°C) to 140°F (60°C)
- 120-277 volt standard; load insensitive

Sconce Assembly

- Decorative brushed aluminum square faceplate (7.5" square) with clear ¼" acrylic diffuser (10" square)
- Illuminated white center field and edgeglow (colored filters optional)
- Two contemporary button finials

Brushed Anodized Aluminum Housing

- Shallow 2½" inconspicuous depth meets all ADA requirements
- Cool operation: Extends life of all components
- Rustproof
- Fully sustainable: Entire luminaire, including light engine, is modular and easily serviced

Installation

- Universal back plate mounted to 4" x 4" octagon J-box; installs in wall or ceiling

UL, c-UL (Canada) & FCC Compliant

- UL Listed: Damp or dry locations, covered ceilings/wall
- FCC Part 15 certified for EMI/RFI emissions

FIVE YEAR Limited Warranty

- Complete standard fixture

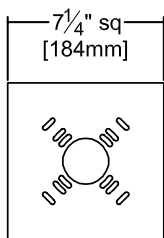


Options and Ordering Configuration

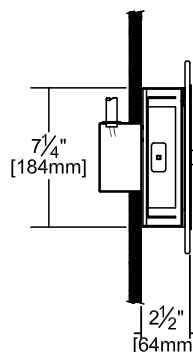
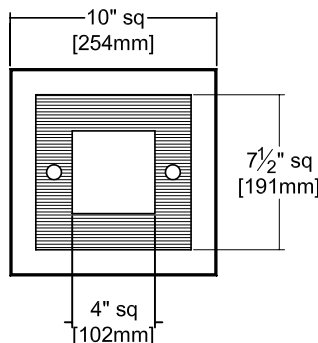
(Example: LSS-10155-BL-35-CL)

Required	Optional			
Model	CCT	Filter Colors	Faceplate & Surface Housing	Other Options
LSS-10155	(Blank): 3500°K -27K: 2700°K -30K: 3000°K -41K: 4100°K	(Blank): None -BL: Blue filter -GE: Green filter -OR: Orange filter -RA: Red/Amber filter -YE: Yellow filter -CF: Custom color filter (Rosco); specify	(Blank): Brushed aluminum finish -30: White baked enamel finish instead for faceplate and housing -35: Silver (natural aluminum) baked enamel finish instead for faceplate and housing -38: Black baked enamel finish instead for faceplate and housing -94: Custom color/finish for faceplate and housing; specify; consult factory	(Blank): None -99: Special modification; consult factory -CL: Custom logo/color in center field -FS: Single in-line fuse

Dimensions



Universal back plate mounted to 4"x4" octagon J-box installs in wall or ceiling.



LED Filter Colors

