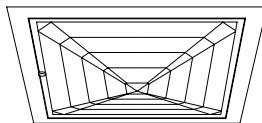


MRI Recessed K-Lens Square: Efficient and Shallow



100W A19 8" RS00843

Features

Lamp/Socket

- Designed for:
 - 100 watt (max.) A19 frosted incandescent lamp (by others).
- Dimmable (controls by others).
- For operation on D.C. circuits.
- Glazed porcelain medium base horizontal socket. Nickel plated brass screw shell. Silicone leads.

Reflector

- GlasSurfaced™ multi-faceted specular aluminum. Highly efficient.

Trim Assembly

- Tempered prismatic shock resisting spread Kirlin lens. See Options for other lens / trim.

- Non-magnetic rustfree polished nickel stainless door (304-L) and captive thumb screw. Slender with concealed hinges for fast relamping.
- Attractively beveled cast aluminum frame tooled to ensure close fit with door. White acrylic finish.

Housing

- Cool. Acrylic enameled 100% aluminum.
- Rustproof. Exceeds 1000 hour ASTM 5% salt spray test.
- Dissipates heat across entire surface area.
- Entire luminaire visible and serviceable from below through hinged door.

Outlet Box

- Prewired, 100% aluminum. UL listed.
- Accessible 1/2" and 3/4" knockouts.

Installation

- Lightweight. Recesses in any ceiling type. For wet plaster, see Option -47.
- 27" aluminum hanger bars supplied (2).
- Fully adjustable universal non-magnetic mounting brackets supplied (2).

UL, C-UL (Canada) Listings

- Wet, damp or dry locations, covered ceilings.
- Through-branch circuit conductors (up to 6 #12). Supply wire rating: 90°C.

Three Year Limited Warranty

- Complete standard fixture.

Thermal Protection (Per Current NEC)

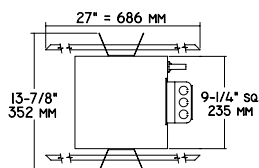
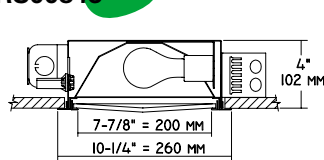
- Thermal protector included which provides automatic cut-off if rated temperature is exceeded. (Insulation related)

THIS FIXTURE HAS BEEN RECESSED INTO THE CEILING. SOME DESIGN FEATURES OR OPTIONS MAY HAVE CHANGED.

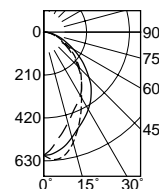
NOT RESTRICTED TO END-OF-RUN USE

Dimensions and Performance at a Glance

RS00843



- 0° S/MH 1.0
- 90° S/MH 1.1
- 180° S/MH 0.9



Dist.	FC	Dia.
6	15.3	7.2
8	8.6	9.3
10	5.5	12.0
12	3.8	14.4
14	2.8	16.8
16	2.2	19.2

EFFIC: 67.7%

Cone of Light Key

- Dist.** Distance from fixture
- FC** Footcandles (average)
- Dia.** Circle of light at 50% of FC

* Dia. (in ft.) shown is where FC value is half the FC at nadir.

Options

- 14 Dropped Anopal glass. 1-1/4" deep. Not enameled.
- 15 Tempered prismatic flat C#73 lens instead.
- 18 Anopal flat glass. Not enameled. Diffusing.
- 20 Louver, aluminum, egg-crate. 1/2" cube. White.
- 27 Clear 1/4" tempered glass with C#73 above for added vandal resistance.
- 32 Trim extender. Broadens trim flange O.D. by 1" to cover larger ceiling opening.
- 45 Gasket between trim and ceiling.
- 46 Gasket between lens and trim.
- 94 Custom color frame finish. Consult factory.
- 99 Special modification. Consult factory.
- TC Teflon safety coating for standard or -15 lens. Consult factory for other lenses.

