

### Directional Tilt-and-Swivel Highlighting

#### Features

##### Lamp

- Designed for:
  - 1 vertical Quad 26 watt: RR90725.
  - 2 horizontal Quad 26 watt: RR90726.
- 2 pin G24d-3 base.
- See Option -43 for lower wattage.

##### Ballast

- Thermally protected, encased and potted standard.
- High power factor standard.
- Single circuit wiring. Optional two-circuit wiring for RR90726. (See Option -84)
- 120 volt standard or see optional voltages.
- Dimming optional. (See Option -39)
- Electronic optional. (See Option -96)
- Visible and easily serviced in all ceilings.

##### Fuse

- Available as Option -F8 (single) or -FD (double - RR90726 only).

##### Reflector

- Clear specular Alzak® aluminum ellipsoidal upper reflector. Tilts up to 30° For RR90725 assembly also swivels 358°.
- Matte black lower reflector with white self flanged trim.
- Optional SoftTex softly etched Clear, Dune, Champagne Gold or Wheat lower reflectors available.

- Optional White, Black Specular Alzak or OptiGroove lower reflectors available.

##### Housing

- Acrylic enameled aluminum.
- Cool: Dissipates heat across entire surface area. Ventilated.
- Rustproof. Exceeds 1000 hour ASTM 5% salt spray test.
- Entire luminaire serviced through removable reflector.
- Prewired outlet box; 14GA (NEC) galvanized steel, UL listed. Accessible through fixture opening.
- Built-in plaster frame.

##### Installation

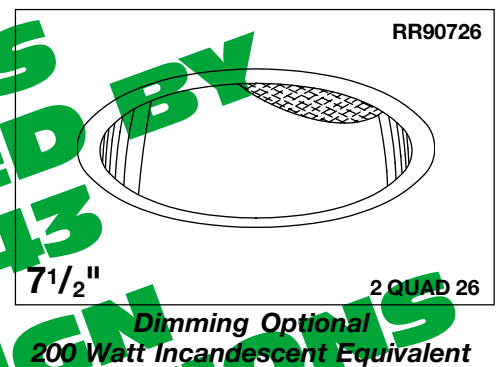
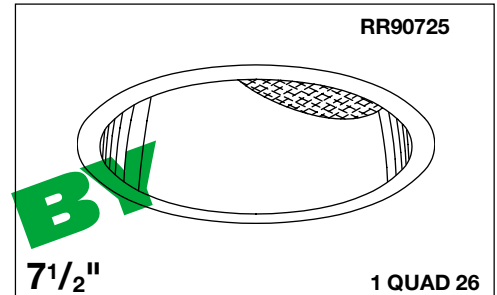
- 27" hanger bars supplied (2).
- Fully adjustable universal mounting brackets supplied (2).
- Recesses indoor or outdoor in covered locations.

##### UL, C-UL (Canada) Listings

- Wet, damp or dry locations, covered ceilings.
- Through-branch circuit conductors (6 #12).

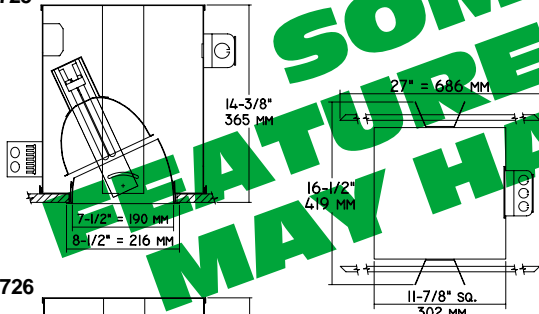
##### Three Year Limited Warranty

- Complete standard fixture.

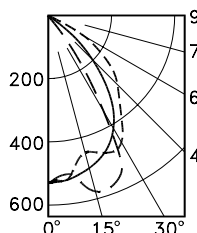

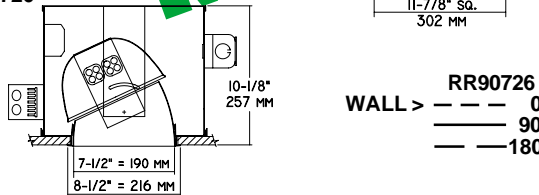


#### Performance at a Glance

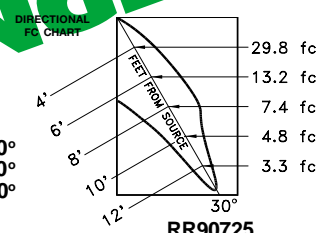
RR90725



RR90726



OBJECT > RR90725  
--- 0°  
--- 90°  
--- 180°



DISTANCE FROM CEILING IN FEET	SINGLE FIXTURE				MULTIPLE FIXTURES					
	1'	2'	3'	4'	3' CENTERS		4' CENTERS			
	FITTURE INSTALLED 3' FROM WALL Footcandle Distribution on Wall Surface									
1	0.4	0.3	0.3	0.3	1.7	1.7	1.7	1.5	1.4	1.5
2	0.6	0.6	0.5	0.4	2.2	2.2	2.2	1.9	1.8	1.9
3	0.8	0.9	0.6	1.0	2.6	3.0	2.6	2.1	2.3	2.1
4	4.6	3.7	2.2	2.1	1.1	7.8	8.0	7.8	6.5	5.8
5	5.8	5.0	3.5	2.5	1.6	11.5	11.4	11.5	8.9	8.7
6	4.8	4.4	3.5	2.3	1.7	11.7	11.6	11.7	8.9	8.9
7	3.8	3.5	3.0	2.0	1.6	10.7	10.6	10.7	8.2	8.1
8	2.8	2.7	2.4	1.7	1.4	9.2	9.1	9.2	7.1	7.0
9	2.2	2.1	2.0	0.2	7.3	8.0	8.0	8.0	6.2	6.2

RR90726

## THE KIRLIN COMPANY

3401 EAST JEFFERSON AVENUE • DETROIT, MICHIGAN 48207-4232  
(313) 259-6400 • Fax: (313) 259-9409 OR (313) 259-3121

CENTURY SERIES  
ARCHITECTURAL  
COMPACT FLUORESCENT LIGHTING

MAXIMUM WATTAGE

1 Quad 26  
2 Quad 26

CATALOG NUMBERS

RR90725  
RR90726

THE KIRLIN COMPANY RESERVES THE RIGHT TO CHANGE, WITHOUT NOTICE, DETAILS OR SPECIFICATIONS IN PRODUCT DESIGN.

Alzak® is a registered trademark of ALCOA.

Detailed Photometry - Installed Fixture

FROM I.T.L. (BOULDER, CO) RR90725: TEST NUMBER 35799  
RR90726: TEST NUMBER 35780

RR90725

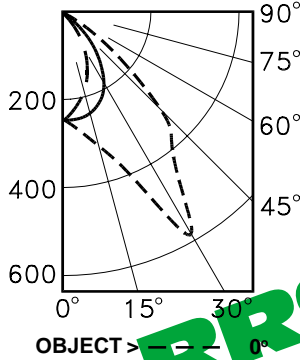
\*LER = 18.8  
•AEC = \$12.79

CANDLEPOWER DISTRIBUTION

	0.0	45.0	90.0	135.0	180.0
0	254	254	254	254	254
5	262	261	253	243	240
15	312	281	249	215	201
25	491	314	213	159	133
35	464	292	152	89	58
45	361	157	82	19	7
55	131	66	15	6	6
65	29	8	3	4	3
75	7	1	2	1	1
85	0	1	1	1	0
90	0	0	0	0	0

COEFFICIENTS OF UTILIZATION

RF	20						
	80			50			
RC	70	50	30	10	50	30	10
1	30	29	28	27	27	27	26
2	38	27	25	24	25	24	24
3	26	24	23	22	23	22	21
4	25	23	21	20	22	20	19
5	23	21	19	18	20	19	18
6	22	19	17	16	19	17	16
7	20	18	16	14	17	15	14
8	19	16	14	13	16	14	13
9	18	15	13	12	14	13	12
10	17	14	12	11	13	12	11



EFFICIENCY = 26.2%

RR90726

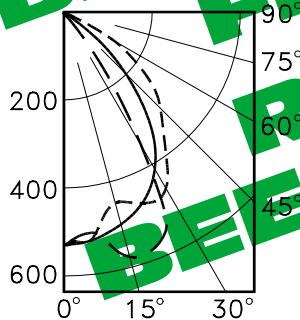
\*LER = 12.3  
•AEC = \$19.46

CANDLEPOWER DISTRIBUTION

	0.0	22.5	45.0	67.5	90.0
0	539	539	539	539	539
5	531	531	533	535	533
15	462	472	492	517	517
25	488	474	423	439	457
35	431	414	390	328	382
45	293	291	279	226	207
55	168	158	133	96	39
65	37	27	12	4	4
75	0	0	0	0	0
85	0	0	0	0	0
90	0	0	0	0	0

COEFFICIENTS OF UTILIZATION

RF	20						
	80			50			
RW	70	50	30	10	50	30	10
1	27	26	26	25	25	24	24
2	26	24	23	22	23	22	22
3	24	22	21	20	22	21	20
4	23	21	19	18	20	19	18
5	21	19	18	17	19	17	16
6	20	18	16	15	17	16	15
7	19	16	15	14	16	15	14
8	18	15	14	12	15	13	12
9	17	14	12	11	14	12	11
10	15	13	11	10	13	11	10



EFFICIENCY = 23.8%

Estimated Multipliers

- 30 White: CP x .90
- 70 SofTex Clear: CP x .93
- 71 SofTex Dune: CP x .87
- 72 Black Alzak: CP x .65
- 90 SofTex Champagne Gold: CP x .90
- 91 SofTex Wheat: CP x .87
- OG Black OptiGroove: CP x .70

Options

- 30 White lower reflector, self-flanged.
- 31 White reflector trim, self-flanged.
- 32 Trim extender. Broadens trim flange O.D. by 1".
- 39 Installed Q26 or Q18 (with Option -43) electronic dimming ballast. Also see -LE, -WD.
- 43 Lower wattage: Specify 1Q18 (RR90725); 2Q18 or 2TT13 (RR90726).
- 45 Gasket above reflector flange. Stops streaks.
- 58 277 volt 60 Hz. ballast instead.
- 70 SofTex Clear self-flanged lower reflector.
- 71 SofTex Dune self-flanged lower reflector. (
- 72 Black Alzak self-flanged lower reflector. (
- 73 Internal emergency "Ni-Cad" battery pack concealed in housing. Controls one lamp. Switch and light unobtrusively located inside upper reflector. For indoor use.
- 74 Internal 2 lamp emergency "Ni-Cad" battery pack for use with 4-pin electronic lamps only (RR90726). Use with Option -96.
- 79 Extension collar for up to 2" thick ceilings.
- 82 Sloped ceiling adapter. Specify slope up to 30° in 5° increments.
- 84 Fixture wired for two circuits (RR90726 only). See Options -FD and -RD.
- 90 SofTex Champagne Gold self-flanged lower reflector.
- 91 SofTex Wheat self-flanged lower reflector.
- 94 Specular Pewter or Umber or specified custom color self-flanged lower reflector. Consult factory.
- 96 Regulating electronic high power factor 0°F single circuit Quad ballast instead. See -74, -84, -LE.
- 97 Other voltage ballast. Consult factory.
- 98 347 volt 60 Hz. ballast instead. Consult factory for dimming.
- 99 Special modification. Consult factory.
- FD Double Fused primary (RR90726). Replaceable. Aids servicing. Use with Option -84.
- FS Fused primary. Replaceable. Aids servicing.
- LE With 4-pin electronic lamp(s) for use with Options -39, 74 or -96. 2700°K or consult factory. Specify wattage and color temperature.
- LP With lamp(s). 2700°K or consult factory. Specify wattage and color temperature. Also see -LE.
- OG OptiGroove black seamless tapered aluminum lower reflector. White trim, self-flanged. (CP x 1.00)
- RD Double radio interference filter for RR90726 only. For use with Option -84.
- RF Radio interference filter. Eliminates line feedback.
- WD Wall Dimmer for use with Option -39.

SUBMITTAL DATA

APPROVAL STAMP

JOB NAME \_\_\_\_\_

TYPE \_\_\_\_\_

WATTAGE \_\_\_\_\_ VOLTAGE \_\_\_\_\_

CATALOG NUMBER \_\_\_\_\_

LIMITED WARRANTY: CATALOGUED KIRLIN FIXTURES ARE WARRANTED FREE OF DEFECTS IN WORKMANSHIP OR MATERIAL FOR THREE YEARS FROM DATE OF PURCHASE. INSTALLATION, ETC., IS NORMAL USE. Manufacturer at this option will replace or repair such fixture or refund the purchase price on presentation of proof of purchase and defective fixture at the office of manufacturer within the three years of original shipment. Liability of manufacturer is limited to the foregoing, and manufacturer shall not be liable for any other damages, direct or indirect, sustained or suffered by purchaser or any person. This warranty is supplied on the understanding that the purchaser has read and understands the terms and conditions of this warranty and has accepted or implied. Seller does not warrant as to merchantability or fitness for a particular use, and the purchaser is advised to consult the manufacturer's literature for a complete and correct understanding of this warranty.