

Decorative Pendant Tungsten Halogen Downlight with Subtle Uplight Effect

Features

Lamp / Socket

- Designed for: 250 watt (max.) PAR 38 tungsten halogen lamp (by others).
- Rated 4200 hour life; 100 CRI.
- Dimmable (controls by others).
- Glazed porcelain medium base.

Luminaire

- Four perpendicular .125" aluminum blades radially surround pendant.
- Two parallel 3" diameter .125" aluminum discs decoratively retain blades at 90°
- Blades are seated into .080" seamless spun aluminum trim ring.
- White acrylic enameled finish standard. See Options for other colors.

- Laser cut and welded aluminum construction.
- Rustproof: Exceeds 1000 hour ASTM 5% salt spray test.

Installation

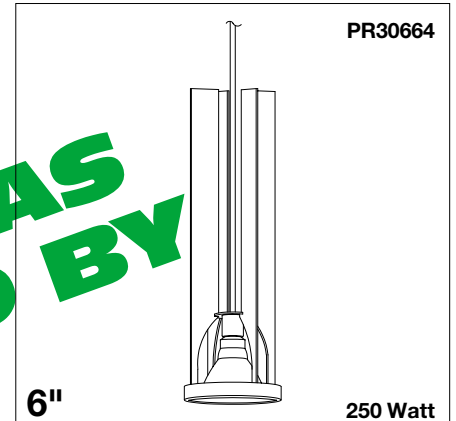
- Pendant mount, 1/8" T.S. x 18"
- For custom length or swivel canopy mount for sloped ceilings, see Options -87 and -88.

UL, C-UL (Canada) Listings

- Damp or dry locations, covered ceilings.
- Approved for 60°C supply wire to outlet box above.

Three Year Limited Warranty

- Complete standard fixture.

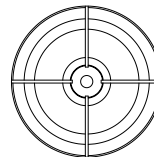
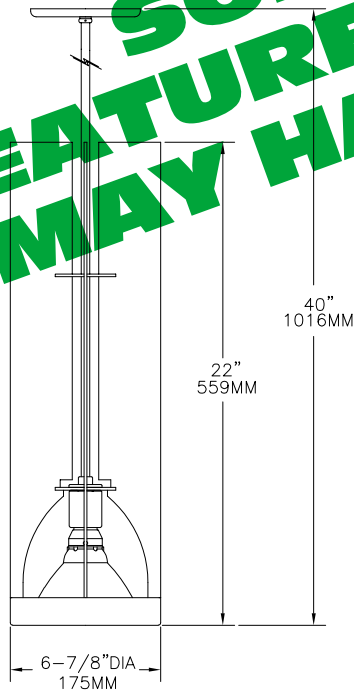


Designed for 250 PAR 38

10° Narrow Spot
30° Flood

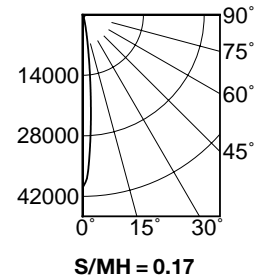
Performance at a Glance

PR30664

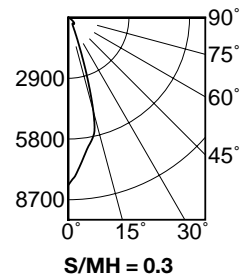


PLAN VIEW

PR30664 (250W 10° Spot Shown)



PR30664 (250W 30° Flood Shown)



THE KIRLIN COMPANY

3401 EAST JEFFERSON AVENUE • DETROIT, MICHIGAN 48207-4232
(313) 259-6400 • Fax: (313) 259-9409 OR (313) 259-3121

NEW MILLENNIUM

TUNGSTEN HALOGEN and
INCANDESCENT LIGHTING

LAMP

PAR 38

MAXIMUM WATTAGE

250

CATALOG NUMBER

PR30664

THE KIRLIN COMPANY RESERVES THE RIGHT TO CHANGE, WITHOUT NOTICE, DETAILS OR SPECIFICATIONS IN PRODUCT DESIGN.

PR30664 PENDANT ROUND: 250 WATT (MAX.) PAR 38 TUNGSTEN HALOGEN DOWNLIGHT

Detailed Photometry - Installed Fixture

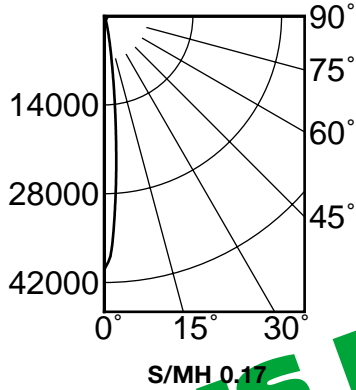
FROM G.E. LAMP DATA

SPOT: G.E. Catalog No. 23719

FLOOD: G.E. Catalog No. 23718

LIMITED WARRANTY: CATALOGUED KIRLIN FIXTURES ARE WARRANTED FREE OF DEFECTS IN WORKMANSHIP OR MATERIAL FOR THREE YEARS FROM DATE OF PURCHASE. INSTALLATION, NORMAL USE, MANUFACTURER AT THE OPTION WILL REPAIR OR REPLACE SUCH FIXTURE OR REPAIR THE PURCHASER'S PRESENTATION OF PURCHASE AND DELIVERY OF THE FIXTURE WITHIN THREE YEARS OF ORIGINAL SHIPMENT. LIABILITY OF MANUFACTURER IS LIMITED TO THE FOREGOING, AND MANUFACTURER SHALL NOT BE LIABLE FOR ANY OTHER DAMAGES, DIRECT OR INDIRECT, SUSTAINED OR SUFFERED BY PURCHASER OR ANY PERSON. THIS WARRANTY IS SUPPLIED FROM THE MANUFACTURER AND WILL NOT BE VALID UNLESS THE WARRANTY CARD IS RETURNED TO THE MANUFACTURER WITHIN THE SPECIFIED PERIOD.

PR30664 250W SPOT

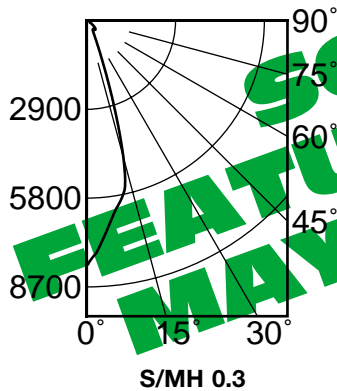


EFFICIENCY = 100.0%

CANDLEPOWER DISTRIBUTION

	0.0	22.5	45.0	67.5	90.0
0	41749	41749	41749	41749	41749
5	22785	22785	22785	22785	22785
15	2162	2162	2162	2162	2162
25	618	618	618	618	618
35	495	495	495	495	495
45	582	582	582	582	582
55	126	126	126	126	126
65	68	68	68	68	68
75	44	44	44	44	44
85	22	22	22	22	22
90	9	9	9	9	9

PR30664 250W FLOOD



EFFICIENCY = 100.0%

CANDLEPOWER DISTRIBUTION

	0.0	22.5	45.0	67.5	90.0
0	8674	8674	8674	8674	8674
5	7583	7583	7583	7583	7583
15	5007	5007	5007	5007	5007
25	801	801	801	801	801
35	381	381	381	381	381
45	430	430	430	430	430
55	231	231	231	231	231
65	87	87	87	87	87
75	42	42	42	42	42
85	18	18	18	18	18
90	11	11	11	11	11

Options

- 35 Silver enameled luminaire finish instead.
- 36 Gold enameled luminaire finish instead.
- 37 Dark Bronze enameled luminaire finish instead.

- 38 Black enameled luminaire finish instead.
- 87 Custom -PM length. Specify up to 4 feet or consult factory for longer lengths with couplers.
- 88 Swivel canopy for sloped ceilings up to 45°. Earthquake rated. Use with Option -PM.

- 94 Custom color luminaire and pendant. Consult factory.
- 99 Special modification. Consult factory.
- LP With PAR 38 lamp. Specify wattage, beam spread and color temperature.

SUBMITTAL DATA

JOB NAME _____

TYPE _____

WATTAGE _____ VOLTAGE _____

CATALOG NUMBER _____

APPROVAL STAMP