

| | | |
|-----------|---------|---------|
| CATALOG # | TYPE | |
| JOB NAME | WATTAGE | VOLTAGE |

12" 1 PAR 56 500 WATT MAXIMUM

ISR-12110

Atrium, Church, Mall, PAR 56 Cylinder

Specifications

Lamp / Socket Assembly

- Designed for 1 vertical tungsten halogen lamp (by others):
500W maximum PAR 56.
- Rated 4000 hour life; 100 CRI.
- Dimmable (controls by others).
- Tilts 150° for relamping.
- Safety tempered prismatic C#73 flat glass converts oval beam pattern to round.
- See Option -28 for use with narrow spot lamp.
- Porcelain mogul end-prong vertical socket.

Reflector

- Parabolic specular Alzak® aluminum.
- Optional finishes and colors available.

Aluminum Housing

- Seamless white acrylic enameled. Rustproof:
Exceeds 1000 hour ASTM 5% salt spray test.

- No visible cylinder hardware.
- Lightweight: Minimizes ceiling load.
- Cool operation: Extends component life.

Installation

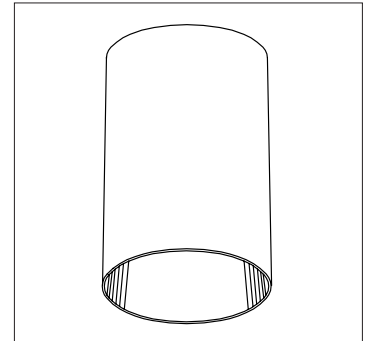
- Center point mounting for snug fit to ceiling. Mounting hardware included.
- 2" collar for surface J-box mount (Option -80).
- Pendant or wall bracket mount available. (See Options -PM, -WB).
- Indoor or outdoor for covered ceiling use. For wet label in uncovered areas, add Option -89.

UL, C-UL (Canada) Listings

- Wet, damp or dry locations, covered ceilings.
- With Option -89: Wet, damp or dry locations, uncovered areas.
- 90°C minimum supply wire.

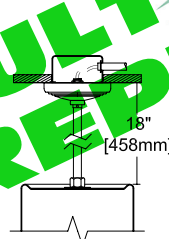
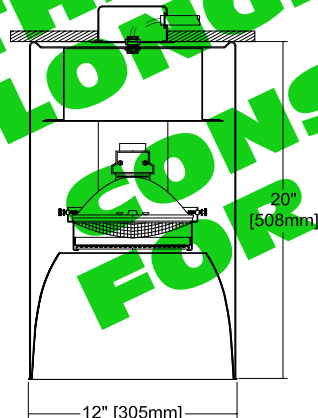
Three Year Limited Warranty

- Complete standard fixture.



Performance at a Glance

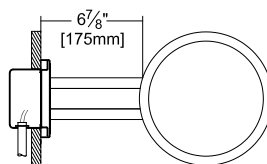
ISR-12110



Representative Views:

(Above) With optional pendant mount (Option -PM)

(Below) With optional wall bracket (Option -WB)



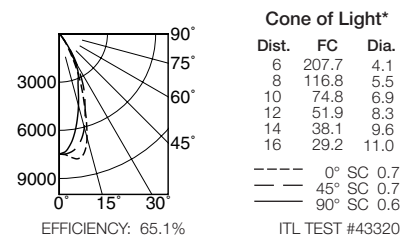
Cone of Light Key

- Ft. Distance from fixture
- FC Footcandles at nadir (0°)
- Dia. Circle of light at 50% of FC

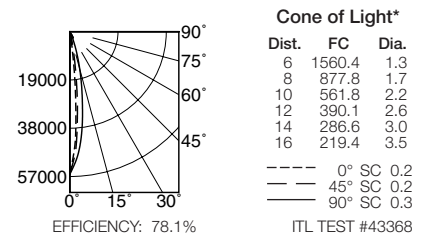
* Dia. (in ft.) shown is where FC value is half the FC at nadir.



ISR-12110 (500W Medium Flood)



ISR-12110-28 (500W Narrow Spot)



THE KIRLIN COMPANY

3401 EAST JEFFERSON AVENUE • DETROIT, MICHIGAN 48207-4232
(313) 259-6400 • Fax: (313) 259-9409 OR (313) 259-3121 • www.kirlinlighting.com

TUNGSTEN HALOGEN &
INCANDESCENT LIGHTING

MAXIMUM WATTAGE

500

CATALOG NUMBER

ISR-12110

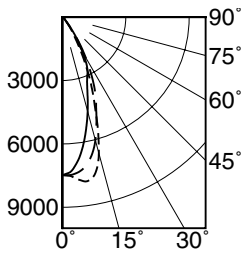
DUE TO OUR CONTINUING EFFORT TO IMPROVE PRODUCTS, TECHNICAL INFORMATION IS SUBJECT TO CHANGE WITHOUT NOTICE.

Alzak® is a registered trademark of ALCOA.

Detailed Photometry - Installed Fixture

Photometry from I.T.L., Boulder, CO

ISR-12110 (500W Medium Flood)



--- 0° SC 0.7
 --- 45° SC 0.7
 --- 90° SC 0.6



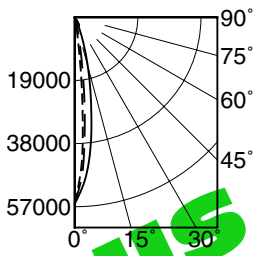
EFFICIENCY : 65.1%

| CANDLEPOWER DISTRIBUTION | | | | | |
|--------------------------|------|------|------|------|------|
| | 0.0 | 22.5 | 45.0 | 67.5 | 90.0 |
| 0 | 7477 | 7477 | 7477 | 7477 | 7477 |
| 5 | 7682 | 7650 | 7419 | 7165 | 7042 |
| 15 | 6665 | 6574 | 6023 | 5091 | 4616 |
| 25 | 2823 | 3177 | 3512 | 3261 | 2818 |
| 35 | 734 | 830 | 1083 | 1131 | 1031 |
| 45 | 169 | 171 | 180 | 186 | 182 |
| 55 | 48 | 48 | 48 | 49 | 50 |
| 65 | 1 | 2 | 3 | 2 | 2 |
| 75 | 0 | 0 | 1 | 1 | 0 |
| 85 | 0 | 0 | 0 | 0 | 0 |
| 90 | 0 | 0 | 0 | 0 | 0 |

| COEFFICIENTS OF UTILIZATION | | | | | | |
|-----------------------------|----|----|----|----|----|----|
| RF | 20 | | | | | |
| RC | 80 | | | 50 | | |
| RW | 70 | 50 | 30 | 10 | 50 | 10 |
| 1 | 74 | 73 | 71 | 70 | 69 | 67 |
| 2 | 71 | 68 | 66 | 64 | 65 | 63 |
| 3 | 68 | 64 | 61 | 59 | 61 | 59 |
| 4 | 65 | 60 | 57 | 55 | 58 | 56 |
| 5 | 62 | 57 | 54 | 51 | 55 | 53 |
| 6 | 59 | 54 | 51 | 48 | 53 | 50 |
| 7 | 57 | 51 | 48 | 45 | 50 | 47 |
| 8 | 54 | 49 | 45 | 43 | 48 | 45 |
| 9 | 52 | 46 | 43 | 41 | 46 | 43 |
| 10 | 50 | 44 | 41 | 39 | 44 | 38 |

ITL TEST #43320

ISR-12110 (500W Narrow Spot)



--- 0° SC 0.2
 --- 45° SC 0.2
 --- 90° SC 0.3



EFFICIENCY : 78.1%

| CANDLEPOWER DISTRIBUTION | | | | | |
|--------------------------|-------|-------|-------|-------|-------|
| | 0.0 | 22.5 | 45.0 | 67.5 | 90.0 |
| 0 | 56176 | 56176 | 56176 | 56176 | 56176 |
| 5 | 26902 | 26602 | 34419 | 41704 | 45439 |
| 15 | 1357 | 1514 | 2438 | 7336 | 15204 |
| 25 | 1181 | 1385 | 1596 | 1788 | 2631 |
| 35 | 74 | 183 | 292 | 400 | 462 |
| 45 | 43 | 30 | 28 | 28 | 28 |
| 55 | 15 | 17 | 14 | 15 | 13 |
| 65 | 3 | 4 | 3 | 3 | 3 |
| 75 | 0 | 0 | 0 | 0 | 0 |
| 85 | 0 | 0 | 0 | 0 | 0 |
| 90 | 0 | 0 | 0 | 0 | 0 |

| COEFFICIENTS OF UTILIZATION | | | | | | |
|-----------------------------|----|----|----|----|----|----|
| RF | 20 | | | | | |
| RC | 80 | | | 50 | | |
| RW | 70 | 50 | 30 | 10 | 50 | 10 |
| 1 | 90 | 88 | 87 | 86 | 84 | 82 |
| 2 | 87 | 85 | 82 | 81 | 81 | 78 |
| 3 | 86 | 81 | 79 | 77 | 78 | 76 |
| 4 | 82 | 78 | 76 | 75 | 74 | 72 |
| 5 | 80 | 76 | 73 | 71 | 74 | 70 |
| 6 | 78 | 74 | 70 | 68 | 72 | 68 |
| 7 | 76 | 71 | 68 | 66 | 70 | 66 |
| 8 | 74 | 70 | 67 | 65 | 69 | 64 |
| 9 | 73 | 68 | 65 | 63 | 67 | 63 |
| 10 | 71 | 66 | 63 | 62 | 66 | 61 |

ITL TEST #43368

Options

Lenses and Trims

- 16 Champagne Gold specular Alzak reflector. (CP x .98)
- 28 Tempered clear glass for use with narrow spot lamp. See Option -LP.
- 30 All white reflector. (CP x .98)
- 63 Dune specular Alzak reflector. (CP x .97)
- 69 Wheat specular Alzak reflector. (CP x .97)
- 70 SofTex clear reflector. (CP x .98)
- 71 SofTex Dune reflector. (CP x .95)
- 72 Black specular Alzak reflector. (CP x .87)
- 91 SofTex Wheat reflector. (CP x .95)
- 93 Pewter specular Alzak reflector. (CP x .95)
- 94 Custom color/finish. Specify. Consult factory.
- OG OptiGroove black seamless tapered aluminum reflector. White trim, self-flanged. (CP x .82)

Luminaire (Housing) Finishes

- 35 Natural aluminum acrylic enamel.
- 36 Gold acrylic enamel.
- 37 Dark Bronze acrylic enamel.
- 38 Black acrylic enamel.
- 94 Custom color/finish. Specify. Consult factory.

Mounting

- 54 Safety cable through pendant stem and 12" beyond. Use with -PM.
- 80 2" collar for mounting beneath surface outlet box. 1/2" T.S. KO's.
- 87 Custom pendant / wall bracket length. Specify. (Pendant length up to 4' or consult factory.) Use with Options -PM or -WB.
- 88 Swivel canopy for sloped ceilings up to 40°. Earthquake rated. Use with -PM.

- 89 Sealed top WeatherCap. Must add to Options -PM and -WB for wet label listing.
- PM Pendant mount. 3/8" T.S. x 18" stem or see Option -87. Must add Option -89 for wet label listing. Also see -88.
- QM QuickConnect mount for indoor (damp or dry) use only.
- WB Wall bracket mount. Must add Option -89 for wet label listing.

Other

- 99 Special modification. Consult factory.
- LP With PAR 56 lamp. Specify wattage and beam spread. With narrow spot, also select -28.

SUBMITTAL DATA

APPROVAL STAMP

JOB NAME _____
 TYPE _____
 WATTAGE _____ VOLTAGE _____
 CATALOG NUMBER _____

LIMITED WARRANTY: CATALOGED KIRLIN FIXTURES ARE WARRANTED FREE OF DEFECTS IN WORKMANSHIP OR MATERIAL FOR THREE YEARS FROM DATE OF PURCHASE. INSTALL TO N.E.C. IN NORMAL USE. Manufacturer of the option will replace or repair such fixture or refund the purchase price on presentation of proof of purchase and defective fixture at the office of manufacturer within three years of original shipment. Liability of manufacturer is limited to the foregoing and manufacturer shall not be liable for any other damages, direct or indirect, sustained or suffered by purchaser or any person. This warranty is subject to the buyer in place of all other warranties, expressed or implied. Seller does not warrant as to merchantability or fitness for a particular use, nor will any oral statement constitute a warranty or amend this specific warranty. Abnormal use, abuse of the fixture, improper installation, or repair, or modification of the fixture without prior written authorization from the manufacturer will render the warranty void.